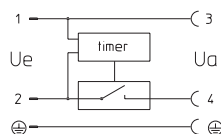


Type ZI

Switch-on impulse



Application
Solenoid valves with pin connectors standard to DIN 43650



Time range t_{on}

1 S	0,1 s...	1 s	(Step size 10 ms)
5 S	0,1 s...	5 s	(Step size 50 ms)
10 S	0,1 s...	10 s	(Step size 100 ms)
30 S	0,3 s...	30 s	(Step size 300 ms)
100 S	1,0 s...	100 s	(Step size 1 s)
5 M	3,0 s...	5 min	(Step size 3 s)
10 M	6,0 s...	10 min	(Step size 6 s)
30 M	18,0 s...	30 min	(Step size 18 s)
1 H	36,0 s...	1 h	(Step size 36 s)
24 H	15,0 min...	24 h	(Step size 15 min)

Connector

SAW	DIN 43650 - A
SAD	DIN 43650 - B
SAH	DIN 43650 - BI

Time adjustment t_{on}

F	Fixed
V	Adjustable with potentiometer

Voltage range

DC	12–30 VDC
AC	115–230 VAC/50–60 Hz

Housing material: Polyamid black
Ambient temp. range: 0... +60 °C
Display: LED switch on / off
Degree of protection (EN 60529): IP 65 (installed)

Power consumption: 1 W
Max. load current: 0,5 A (AC), 1 A (DC)
Output voltage: min. U_B -2V
Switching time tolerance: ±5% of full scale time range

Order code see page 368

360

Other configurations upon request

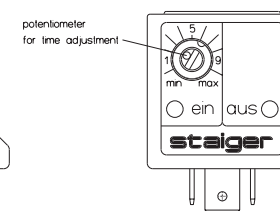
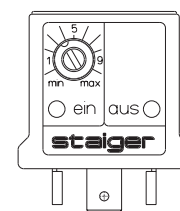
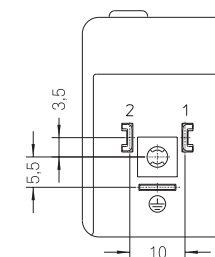
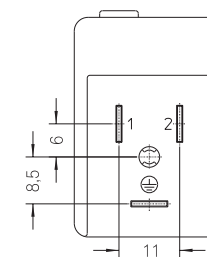
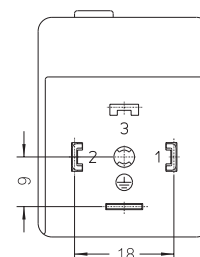
Switch-on impulse



SAW

SAH

SAD



The right to modification is reserved

potentiometer for time adjustment

361

Dimensions in mm